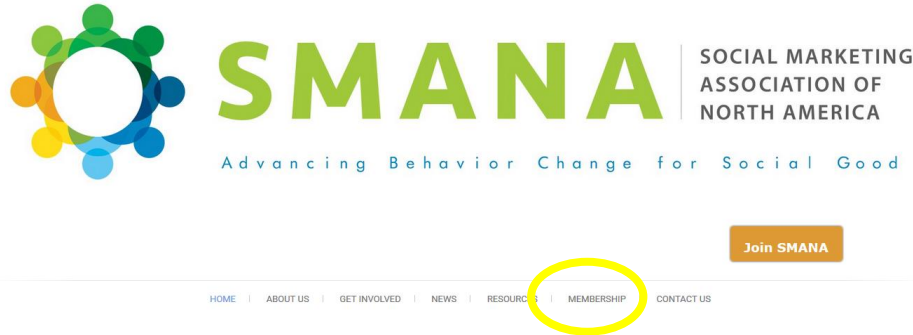


How-To Renew Your Membership Online Through Paid Membership Pro

1. Go to <https://smana.org/> and click on the 6th tab labeled “Membership”.



2. Once you click on this link, you will be taken to the webpage shown below. From this webpage, click the blue “Join or renew now” icon in the middle of the page.

Dues:

Current annual membership dues vary by region. A portion of your SMANA dues are shared with iSMA.

Those within the United States, Canada or other locations outside of North America:

- Regular membership: \$US 55.00
- Student membership: \$US 30.00

Those within Mexico, Central America and the Caribbean:

- Regular membership: \$US 5.00
- Student membership: \$US 3.00

Join or renew now!

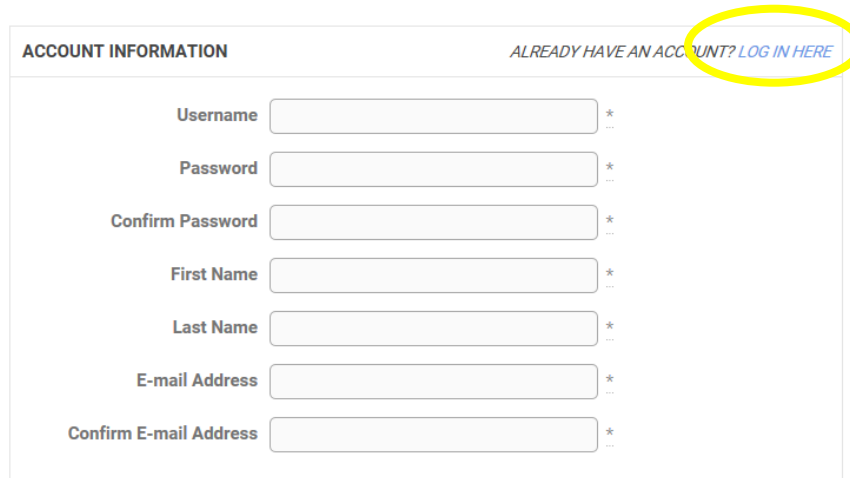
Read our privacy policy [here](#). Read our return policy [here](#).

3. From the memberships level menu, click “Select” for the option that is correct for you.

LEVEL	PRICE	
Regular SMANA Membership: U.S., Canada or outside North America	\$55.00 now. Membership expires after 1 Year.	Select
Student SMANA Membership: U.S., Canada or outside North America	\$30.00 now. Membership expires after 1 Year.	Select
Regular SMANA Membership: Mexico, Central America or Caribbean	\$5.00 now. Membership expires after 1 Year.	Select
Student SMANA Membership: Mexico, Central American or Caribbean	\$3.00 now. Membership expires after 1 Year.	Select

[← Return to Home](#)

4. Once you arrive at the page where you are prompted to create a new account, click on the link in the top right corner that says “Log in here” by the “Already have an account?” question.



ACCOUNT INFORMATION ALREADY HAVE AN ACCOUNT? [LOG IN HERE](#)

Username *

Password *

Confirm Password *

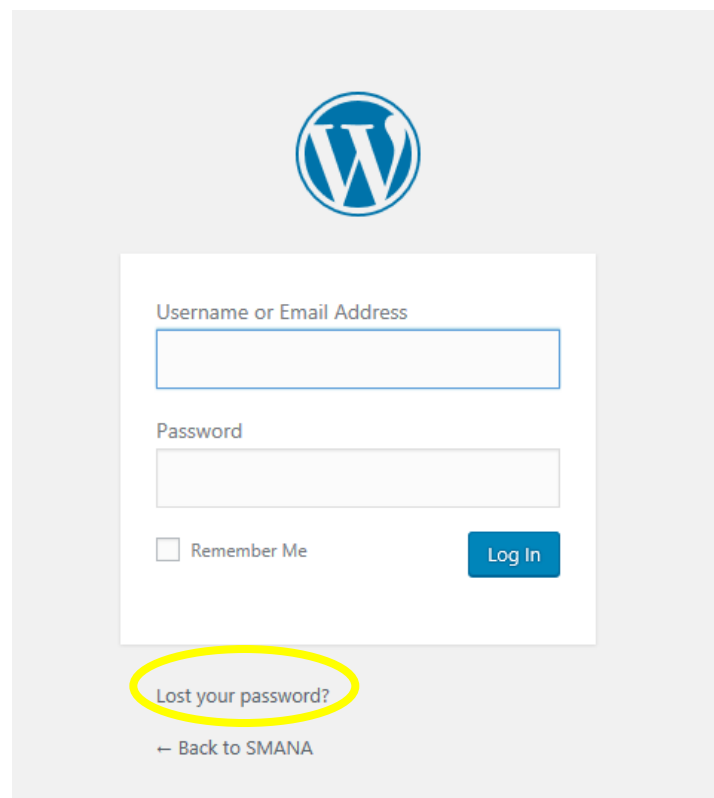
First Name *


Last Name *

E-mail Address *

Confirm E-mail Address *

5. Since this will be your first time logging into your account, you need to generate a new random password that you can later change to something you will remember. Click the “Lost your password” link to generate a password. Type in your email address that is tied to your SMANA account.





Username or Email Address

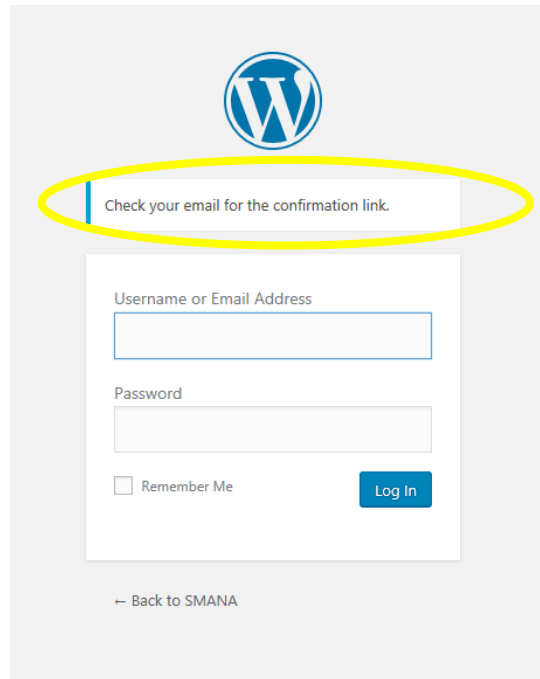
Password

Remember Me

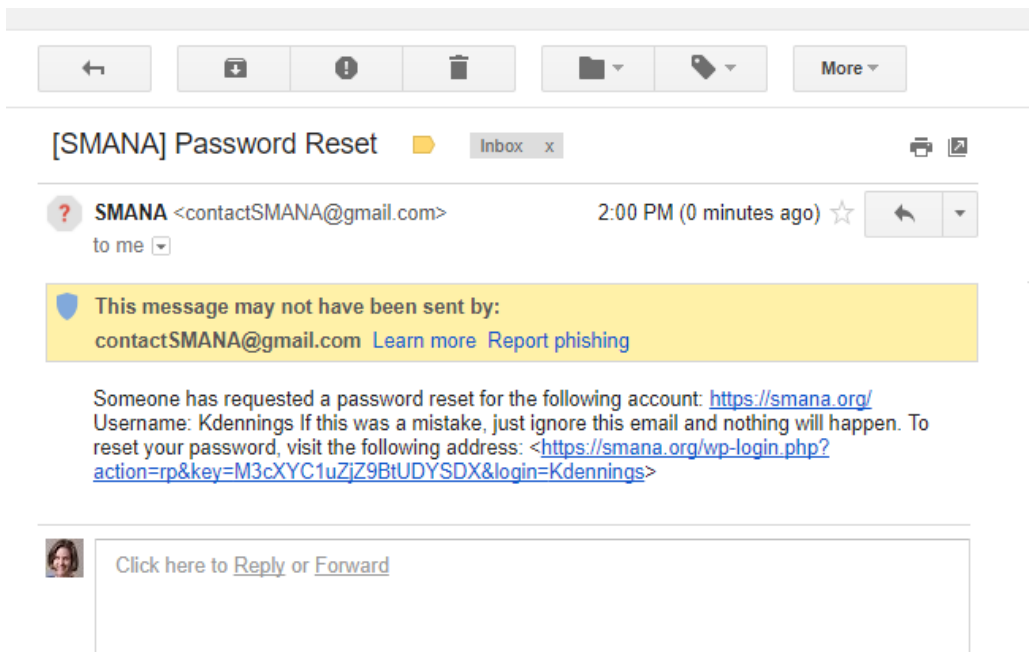
[Lost your password?](#)

[← Back to SMANA](#)


6. A prompt will appear that says “Check your email for the confirmation link”.



7. Go to the email account associated with your SMANA membership and check to see if you received a password reset email. Make sure to check your spam folder too. It will look like the picture below.



8. When you receive the password reset email, click on the link provided. It will take you to a page where you can enter a new password, as in the example below. Once you have reset your password you can continue with the membership renewal process.



Enter your new password below.

New password

Strong

Hint: The password should be at least twelve characters long. To make it stronger, use upper and lower case letters, numbers, and symbols like ! " ? \$ % ^ &).

[Reset Password](#)

[Log in](#)

[← Back to SMANA](#)